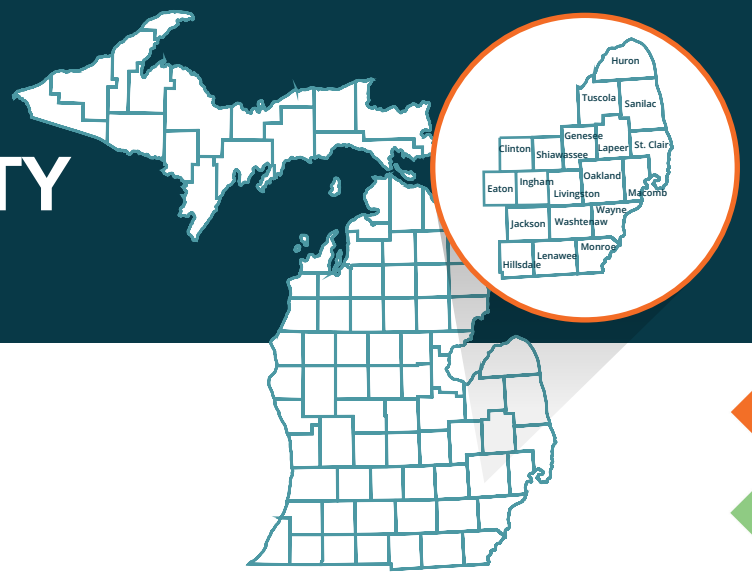


SHIAWASSEE COUNTY LABOR SHED



Introduction

The Workforce Intelligence Network for Southeast Michigan (WIN) partnership is a collaboration of seven Michigan Works! Agencies (MWAs) and ten community colleges across a 19-county region in Michigan. The counties in the WIN partnership include: Clinton, Eaton, Genesee, Hillsdale, Huron, Ingham, Jackson, Lapeer, Lenawee, Livingston, Macomb, Monroe, Oakland, Saint Clair, Sanilac, Shiawassee, Tuscola, Washtenaw, and Wayne, along with the City of Detroit.

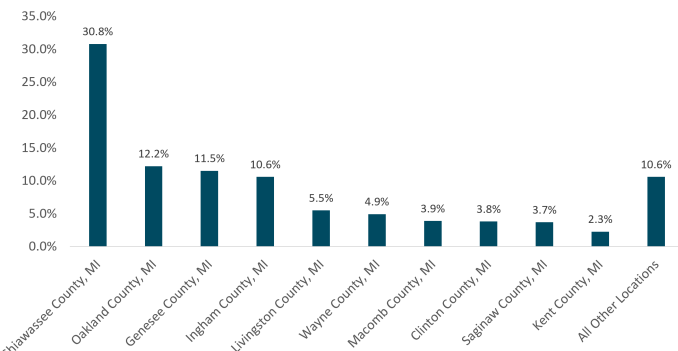
The WIN partnership region's labor shed highlights why, when it comes to talent, we must think regionally: The workforce is mobile. Although 90.4% of the region's workforce live and work¹ in the 19-county area, not all residents work in their home county. It is not uncommon for workers to commute one or two counties over for work. This means that the residents in every county should be ready for the job demands of employers hiring throughout southeast Michigan.

This document provides detailed information on where employees in the area commute to and from each day for work, how far they travel, along with other information about workers and businesses in the area. For more detail on the labor market, please see WIN's Quarterly Labor Market Report publications.

Where Residents Work

In 2019, Shiawassee County's workforce consisted of 27,702 residents. 8,536 (30.8%) of the residents lived and worked within Shiawassee County, while the remaining 19,166 residents (69.1%) traveled outside of the county for work. Since 2017, the number of residents that traveled outside the county for work decreased by just 15 (0.1%) individuals, from 19,181 to 19,166 individuals.

In 2019, 48.3% of the region's workforce (13,375 individuals) traveled more than 25 miles to their place of employment compared to 45.5% (12,502 individuals) in 2017. Oakland County was the most popular destination outside Shiawassee County for residents to find employment in 2019, with 3,390 residents or 12.2% of the county's workforce commuting, a decrease of 4,883 residents since 2017. Genesee County employed 3,195 residents (11.5% of the county's workforce) in 2019.



Source: U.S. Census OnTheMap, 2019
Analysis: Workforce Intelligence Network


1,139
BUSINESS
ESTABLISHMENTS IN 2019


2,543
JOBS POSTED ONLINE
IN 2019


8,536
WORKERS THAT LIVED AND
WORKED IN
SHIAWASSEE COUNTY

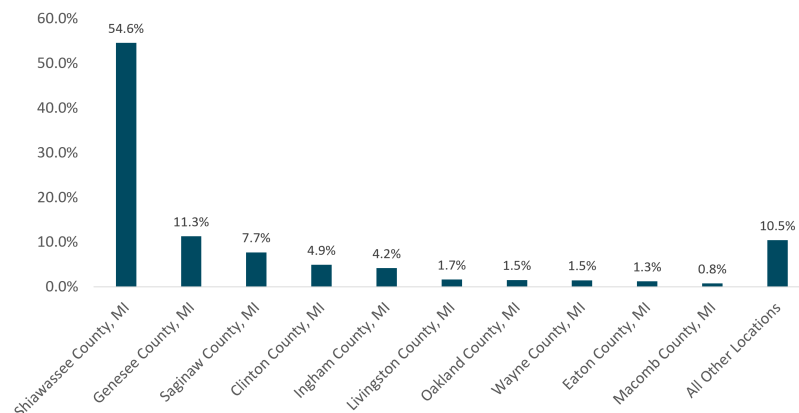

13,375
RESIDENTS TRAVELING MORE
THAN 25 MILES TO WORK



Where Workers Live

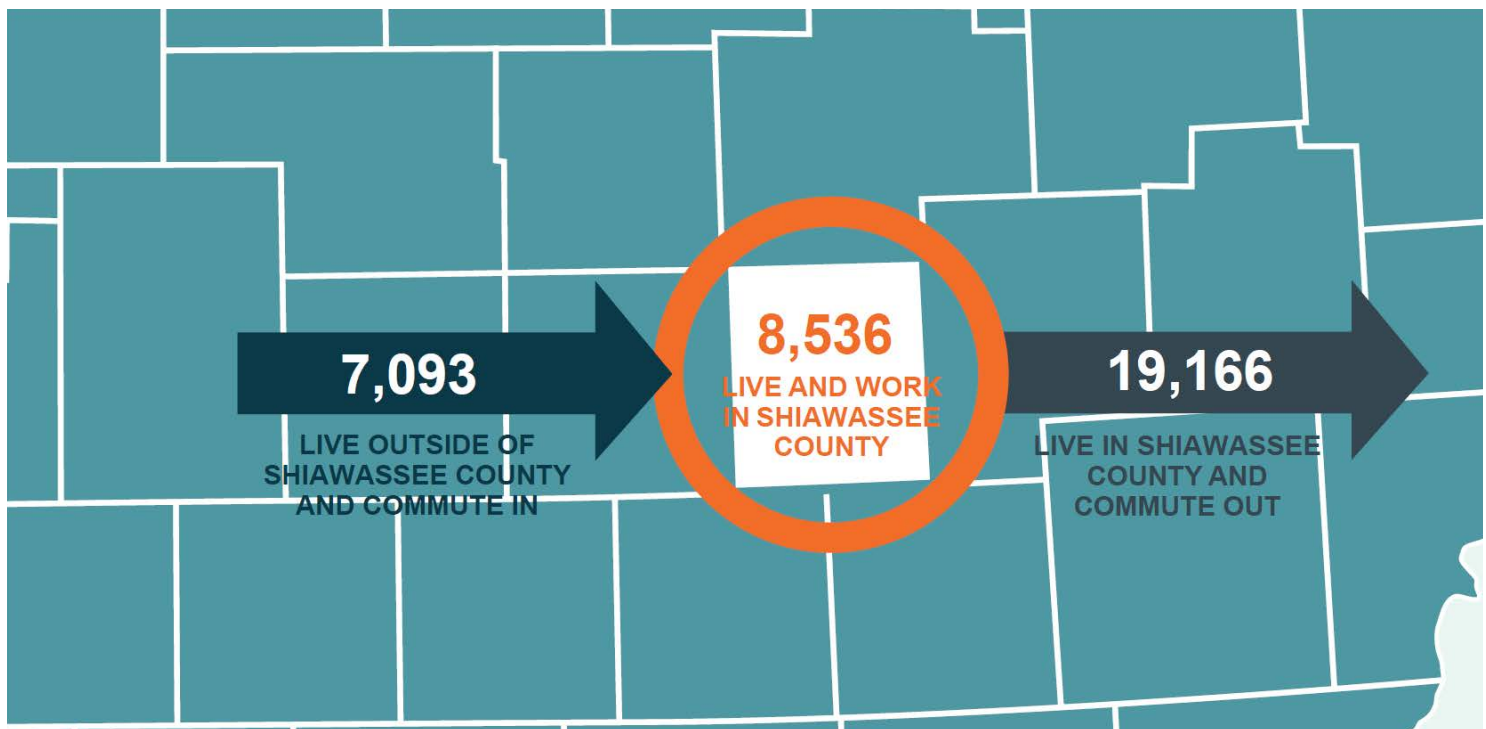
In 2019, 15,629 workers were employed in Shiawassee County. 7,093 (45.4%) of those workers were employed in the county, but lived outside of its borders. Of those that traveled to Shiawassee County for work, 3,634 (51.2%) of the workers were aged 30 to 54 years. This indicates a desire for experienced workers in the county. While Shiawassee County employers were able to attract a sizable amount of workers in 2019, 19,166 residents (69.2% of the county's workforce) filled external jobs. Just under half (53.5%) of external commuters were filled by workers between the ages of 30 and 54.

The great majority of workers that travel to the county reside in either Genesee County or Saginaw County. 1,771 (11.3%) of the county's workers travel in from Genesee County followed by 1,208 (7.7%) that travel in from Saginaw County. 3,646 (23.3%) of the 15,629 workers employed in Shiawassee County, traveled more than 25 miles to their place of employment in 2019.



Source: U.S. Census OnTheMap, 2019
Analysis: Workforce Intelligence Network

COMMUTING PATTERN



¹This fact and labor shed statistics throughout this brief are analyzed from the U.S. Census OnTheMap, Center for Economic Studies (2019).

Data Sources: Lightcast, and U.S. Census OnTheMap
Analysis: Workforce Intelligence Network